

General information about company

Scrip code	533019
NSE Symbol	
MSEI Symbol	
ISIN	INE456H01029
Name of the company	SIMPLEX PAPERS LIMITED
Whether company is SME	No
Class of Security	Equity Shares
Type of report	Quarterly
Quarter Ended / Half year ended/Date of Report (For Prelisting / Allotment)	30-06-2023
Date of allotment / extinguishment (in case Capital Restructuring selected) / Listing Date	
Shareholding pattern filed under	Regulation 31 (1) (b)
Whether the listed entity is Public Sector Undertaking (PSU)?	No

Declaration

Sr. No.	Particular	Yes/No	Promoter and Promoter Group	Public shareholder	Non Promoter- Non Public
1	Whether the Listed Entity has issued any partly paid up shares?	No	No	No	No
2	Whether the Listed Entity has issued any Convertible Securities ?	No	No	No	No
3	Whether the Listed Entity has issued any Warrants ?	No	No	No	No
4	Whether the Listed Entity has any shares against which depository receipts are issued?	No	No	No	No
5	Whether the Listed Entity has any shares in locked-in?	No	No	No	No
6	Whether any shares held by promoters are pledge or otherwise encumbered?	No	No		
7	Whether company has equity shares with differential voting rights?	No	No	No	No
8	Whether the listed entity has any significant beneficial owner?	Yes			

Table VI - Statement showing foreign ownership limits

Particular	Approved limits (%)	Limits utilized (%)
As on shareholding date	100	0.47
As on the end of previous 1st quarter	100	0.48
As on the end of previous 2nd quarter	100	0.48
As on the end of previous 3rd quarter	100	0.48
As on the end of previous 4th quarter	100	0.48

Table I - Summary Statement holding of specified securities

Category (I)	Category of shareholder (II)	Nos. Of shareholders (III)	No. of fully paid up equity shares held (IV)	No. Of Partly paid-up equity shares held (V)	No. Of shares underlying Depository Receipts (VI)	Total nos. shares held (VII) = (IV)+ (V)+ (VI)	Shareholding as a % of total no. of shares (calculated as per SCRR, 1957) (VIII) As a % of (A+B+C2)	Number of Voting Rights held in each class of securities (IX)			
								No of Voting (XIV) Rights			Total as a % of (A+B+C)
								Class eg: X	Class eg:y	Total	
(A)	Promoter & Promoter Group	7	14990			14990	49.94	14990		14990	49.94
(B)	Public	2016	15024			15024	50.06	15024		15024	50.06
(C)	Non Promoter-Non Public										
(C1)	Shares underlying DRs										
(C2)	Shares held by Employee Trusts										
	Total	2023	30014			30014	100	30014		30014	100

Table I - Summary Statement holding of specified securities

Category (I)	Category of shareholder (II)	No. Of Shares Underlying Outstanding convertible securities (X)	No. of Shares Underlying Outstanding Warrants (Xi)	No. Of Shares Underlying Outstanding convertible securities and No. Of Warrants (Xi) (a)	Shareholding , as a % assuming full conversion of convertible securities (as a percentage of diluted share capital) (XI)= (VII)+(X) As a % of (A+B+C2)	Number of Locked in shares (XII)		Number of Shares pledged or otherwise encumbered (XIII)		Number of equity shares held in dematerialized form (XIV)	Sub-categorization of shares		
						No. (a)	As a % of total Shares held (b)	No. (a)	As a % of total Shares held (b)		Sub-category (i)	Sub-category (ii)	Sub-category (iii)
(A)	Promoter & Promoter Group				49.94					14990			
(B)	Public				50.06					14400	0	0	0
(C)	Non Promoter-Non Public												
(C1)	Shares underlying DRs												
(C2)	Shares held by Employee Trusts												
	Total				100					29390	0	0	0


Table II - Statement showing shareholding pattern of the Promoter and Promoter Group

Sr.	Category & Name of the Shareholders (I)	Nos. Of shareholders (III)	No. of fully paid up equity shares held (IV)	No. Of Partly paid-up equity shares held (V)	No. Of shares underlying Depository Receipts (VI)	Total nos. shares held (VII) = (IV)+(V)+(VI)	Shareholding as a % of total no. of shares (calculated as per SCRR, 1957) (VIII) As a % of (A+B+C2)	Number of Voting Rights held in each class of securities (IX)			
								No of Voting (XIV) Rights			Total as a % of Total Voting rights
								Class eg: X	Class eg:y	Total	
A	Table II - Statement showing shareholding pattern of the Promoter and Promoter Group										
(1)	Indian										
(a)	Individuals/Hindu undivided Family	3	8			8	0.03	8		8	0.03
(d)	Any Other (specify)	4	14982			14982	49.92	14982		14982	49.92
Sub-Total (A)(1)		7	14990			14990	49.94	14990		14990	49.94
(2)	Foreign										
Total Shareholding of Promoter and Promoter Group (A)=(A)(1)+(A)(2)		7	14990			14990	49.94	14990		14990	49.94
B	Table III - Statement showing shareholding pattern of the Public shareholder										
(1)	Institutions (Domestic)										
(a)	Mutual Funds	1	1			1	0	1		1	0
(d)	Banks	4	45			45	0.15	45		45	0.15
(e)	Insurance Companies	2	4184			4184	13.94	4184		4184	13.94
Sub-Total (B)(1)		7	4230			4230	14.09	4230		4230	14.09
(2)	Institutions (Foreign)										
(3)	Central Government / State Government(s)										
(4)	Non-institutions										
(g)	Resident Individuals holding nominal share capital up to Rs. 2 lakhs	1950	7402			7402	24.66	7402		7402	24.66
(h)	Resident Individuals holding nominal share capital in excess of Rs. 2 lakhs	4	2951			2951	9.83	2951		2951	9.83
(i)	Non Resident Indians (NRIs)	22	171			171	0.57	171		171	0.57
(l)	Bodies Corporate	14	52			52	0.17	52		52	0.17
(m)	Any Other (specify)	19	218			218	0.73	218		218	0.73
Sub-Total (B)(4)		2009	10794			10794	35.96	10794		10794	35.96
Total Public Shareholding (B)= (B)(1)+(B)(2)+(B)(3)+(B)(4)		2016	15024			15024	50.06	15024		15024	50.06
C	Table IV - Statement showing shareholding pattern of the Non Promoter- Non Public shareholder										
Total (A+B+C2)		2023	30014			30014	100	30014		30014	100
Total (A+B+C)		2023	30014			30014	100	30014		30014	100

Table II - Statement showing shareholding pattern of the Promoter and Promoter Group

Sr.	No. Of Shares Underlying Outstanding convertible securities (X)	No. of Shares Underlying Outstanding Warrants (Xi)	No. Of Shares Underlying Outstanding convertible securities and No. Of Warrants (Xi) (a)	Shareholding , as a % assuming full conversion of convertible securities (as a percentage of diluted share capital) (XI)= (VII)+(X) As a % of (A+B+C2)	Number of Locked in shares (XII)		Number of Shares pledged or otherwise encumbered (XIII)		Number of equity shares held in dematerialized form (XIV)	Sub-categorization of shares		
					No. (a)	As a % of total Shares held (b)	No. (a)	As a % of total Shares held (b)		Sub-category (i)	Sub-category (ii)	Sub-category (iii)
A	Table II - Statement showing shareholding pattern of the Promoter and Promoter Group											
(1)	Indian											
(a)				0.03					8			
(d)				49.92					14982			
Sub-Total (A) (1)				49.94					14990			
(2)	Foreign											
Total Shareholding of Promoter and Promoter Group (A)= (A)(1)+(A)(2)				49.94					14990			
B	Table III - Statement showing shareholding pattern of the Public shareholder											
(1)	Institutions (Domestic)											
(a)				0					1	0	0	0
(d)				0.15					0	0	0	0
(e)				13.94					4184	0	0	0
Sub-Total (B) (1)				14.09					4185	0	0	0
(2)	Institutions (Foreign)											
(3)	Central Government / State Government(s)											
(4)	Non-institutions											
(g)				24.66					6846	0	0	0
(h)				9.83					2951	0	0	0
(i)				0.57					164	0	0	0
(l)				0.17					36	0	0	0
(m)				0.73					218	0	0	0
Sub-Total (B) (4)				35.96					10215	0	0	0
Total Public Shareholding (B)=(B)(1)+(B)(2)+(B)(3)+(B)(4)				50.06					14400	0	0	0
C	Table IV - Statement showing shareholding pattern of the Non Promoter- Non Public shareholder											
Total (A+B+C2)				100					29390			


Total (A+B+C)				100					29390
------------------	--	--	--	-----	--	--	--	--	-------



Individuals/Hindu undivided Family

Serial No.	1	2	3	4	
Name of the Shareholders (I)	SHREELEKHA N DAMANI	NANDAN S DAMANI	NANDAN DAMANI HUF	SANJAY N DAMANI	Click here to go back
PAN (II)	AECDP7468K	AECDP7469J	AAFHN5264G	AAEPD7608R	Total
No. of fully paid up equity shares held (IV)	5	2	1	0	8
No. Of Partly paid-up equity shares held (V)					
No. Of shares underlying Depository Receipts (VI)					
Total nos. shares held (VII) = (IV)+ (V)+ (VI)	5	2	1	0	8
Shareholding as a % of total no. of shares (calculated as per SCRR, 1957) (VIII) As a % of (A+B+C2)	0.02	0.01	0	0	0.03
Number of Voting Rights held in each class of securities (IX)					
Class eg:X	5	2	1	0	8
Class eg:y					
Total	5	2	1	0	8
Total as a % of Total Voting rights	0.02	0.01	0	0	0.03
No. Of Shares Underlying Outstanding convertible securities (X)					
No. of Shares Underlying Outstanding Warrants (Xi)					
No. Of Shares Underlying Outstanding convertible securities and No. Of Warrants (Xi) (a)					
Shareholding , as a % assuming full conversion of convertible securities (as a percentage of diluted share capital) (XI)= (VII)+(Xi)(a) As a % of (A+B+C2)	0.02	0.01	0	0	0.03
Number of Locked in shares (XII)					


No. (a)					
As a % of total Shares held (b)					
Number of Shares pledged or otherwise encumbered (XIII)					
No. (a)					
As a % of total Shares held (b)					
Number of equity shares held in dematerialized form (XIV)	5	2	1	0	8
Reason for not providing PAN					
Reason for not providing PAN					
Shareholder type	Promoter Group	Promoter	Promoter	Promoter	



Any Other (specify)

Serial No.	1	2	3	4	
Category	Bodies Corporate	Bodies Corporate	Bodies Corporate	Bodies Corporate	Click here to go back
Name of the Shareholders (I)	SIMPLEX REALTY LIMITED	LUCKY VYAPAAR & HOLDINGS PRIVATE LTD	SHREELEKHA GLOBAL FINANCE LTD	NEW TEXTILES LLP	
PAN (II)	AAACT4056E	AAACL6848G	AACCS3479G	AAOFN3074F	Total
No. of the Shareholders (I)	1	1	1	1	4
No. of fully paid up equity shares held (IV)	14710	232	25	15	14982
No. Of Partly paid-up equity shares held (V)					
No. Of shares underlying Depository Receipts (VI)					
Total nos. shares held (VII) = (IV)+ (V)+ (VI)	14710	232	25	15	14982
Shareholding as a % of total no. of shares (calculated as per SCRR, 1957) (VIII) As a % of (A+B+C2)	49.01	0.77	0.08	0.05	49.92
Number of Voting Rights held in each class of securities (IX)					
Class eg: X	14710	232	25	15	14982
Class eg:y					
Total	14710	232	25	15	14982
Total as a % of Total Voting rights	49.01	0.77	0.08	0.05	49.92
No. Of Shares Underlying Outstanding convertible securities (X)					
No. of Shares Underlying Outstanding Warrants (Xi)					
No. Of Shares Underlying Outstanding convertible securities and No. Of Warrants (Xi) (a)					
Shareholding , as a % assuming full conversion of convertible securities (as a percentage of	49.01	0.77	0.08	0.05	49.92


diluted share capital) (XI)= (VII)+(X) As a % of (A+B+C2)					
Number of Locked in shares (XII)					
No. (a)					
As a % of total Shares held (b)					
Number of Shares pledged or otherwise encumbered (XIII)					
No. (a)					
As a % of total Shares held (b)					
Number of equity shares held in dematerialized form (XIV)	14710	232	25	15	14982
Reason for not providing PAN					
Reason for not providing PAN					
Shareholder type	Promoter Group	Promoter Group	Promoter Group	Promoter Group	



Insurance Companies

Serial No.	1	2	
Name of the Shareholders (I)	THE ORIENTAL INSURANCE COMPANY LIMITED	LIFE INSURANCE CORPORATION OF INDIA	Click here to go back
PAN (II)	AAACT0627R	AAACL0582H	Total
No. of fully paid up equity shares held (IV)	509	3675	4184
No. Of Partly paid-up equity shares held (V)			
No. Of shares underlying Depository Receipts (VI)			
Total nos. shares held (VII) = (IV)+ (V)+ (VI)	509	3675	4184
Shareholding as a % of total no. of shares (calculated as per SCRR, 1957) (VIII) As a % of (A+B+C2)	1.7	12.24	13.94
Number of Voting Rights held in each class of securities (IX)			
Class eg: X	509	3675	4184
Class eg:y			
Total	509	3675	4184
Total as a % of Total Voting rights	1.7	12.24	13.94
No. Of Shares Underlying Outstanding convertible securities (X)			
No. of Shares Underlying Outstanding Warrants (Xi)			
No. Of Shares Underlying Outstanding convertible securities and No. Of Warrants (Xi) (a)			
Shareholding , as a % assuming full conversion of convertible securities (as a percentage of diluted share capital) (XI)= (VII)+(X) As a % of (A+B+C2)	1.7	12.24	13.94
Number of Locked in shares (XII)			


No. (a)			
As a % of total Shares held (b)			
Number of equity shares held in dematerialized form (XIV)	509	3675	4184
Reason for not providing PAN			
Reason for not providing PAN			
Sub-categorization of shares			
Shareholding (No. of shares) under			
Sub-category (i)	0	0	0
Sub-category (ii)	0	0	0
Sub-category (iii)	0	0	0



Individuals - ii. Individual shareholders holding nominal share capital in excess of Rs. 2 lakhs.

Serial No.	1	2	
Name of the Shareholders (I)	PANDURANG SUDKOJI JADHAV	MANJU GAGGAR	Click here to go back
PAN (II)	AFCPJ4008C	AGHPG4408M	Total
No. of fully paid up equity shares held (IV)	2038	422	2460
No. Of Partly paid-up equity shares held (V)			
No. Of shares underlying Depository Receipts (VI)			
Total nos. shares held (VII) = (IV)+ (V)+ (VI)	2038	422	2460
Shareholding as a % of total no. of shares (calculated as per SCRR, 1957) (VIII) As a % of (A+B+C2)	6.79	1.41	8.2
Number of Voting Rights held in each class of securities (IX)			
Class eg: X	2038	422	2460
Class eg:y			
Total	2038	422	2460
Total as a % of Total Voting rights	6.79	1.41	8.2
No. Of Shares Underlying Outstanding convertible securities (X)			
No. of Shares Underlying Outstanding Warrants (Xi)			
No. Of Shares Underlying Outstanding convertible securities and No. Of Warrants (Xi) (a)			
Shareholding , as a % assuming full conversion of convertible securities (as a percentage of diluted share capital) (XI)= (VII)+(X) As a % of (A+B+C2)	6.79	1.41	8.2
Number of Locked in shares (XII)			

No. (a)			
As a % of total Shares held (b)			
Number of equity shares held in dematerialized form (XIV)	2038	422	2460
Reason for not providing PAN			
Reason for not providing PAN			
Sub-categorization of shares			
Shareholding (No. of shares) under			
Sub-category (i)	0	0	0
Sub-category (ii)	0	0	0
Sub-category (iii)	0	0	0



Any Other (specify)

Serial No.	1	2	
Category	Clearing Members	HUF	
Category / More than 1 percentage	Category	Category	
Name of the Shareholders (I)			Click here to go back
PAN (II)			Total
No. of the Shareholders (I)	1	18	19
No. of fully paid up equity shares held (IV)	11	207	218
No. Of Partly paid-up equity shares held (V)			
No. Of shares underlying Depository Receipts (VI)			
Total nos. shares held (VII) = (IV)+ (V)+ (VI)	11	207	218
Shareholding as a % of total no. of shares (calculated as per SCRR, 1957) (VIII) As a % of (A+B+C2)	0.04	0.69	0.73
Number of Voting Rights held in each class of securities (IX)			
Class eg: X	11	207	218
Class eg:y			
Total	11	207	218
Total as a % of Total Voting rights	0.04	0.69	0.73
No. Of Shares Underlying Outstanding convertible securities (X)			
No. of Shares Underlying Outstanding Warrants (Xi)			
No. Of Shares Underlying Outstanding convertible securities and No. Of Warrants (Xi) (a)			
Shareholding , as a % assuming full conversion of convertible securities (as a			

percentage of diluted share capital) (XI)= (VII)+(X) As a % of (A+B+C2)	0.04	0.69	0.73
Number of Locked in shares (XII)			
No. (a)			
As a % of total Shares held (b)			
Number of equity shares held in dematerialized form (XIV)	11	207	218
Reason for not providing PAN			
Reason for not providing PAN			
Sub-categorization of shares			
Shareholding (No. of shares) under			
Sub-category (i)	0	0	0
Sub-category (ii)	0	0	0
Sub-category (iii)	0	0	0

